

A New Procedure for the Synthesis of 1-Arylmethyl-2-Naphthols

Nawal K. Paul, Lindsay Dietrich and Amitabh Jha*

Department of Chemistry, Acadia University, Wolfville, NS, Canada, B4P 2R6

Abstract

A novel and environmentally-friendly two-step procedure for the synthesis of 1-arylmethyl-2-naphthols in excellent yield is reported. It involves microwave-assisted facile formation of Mannich bases of 2-naphthol under solvent-free conditions and subsequent Pd-catalyzed deamination leading to formation of title compounds.

Keywords: 1-arylmethyl-2-naphthols, deamination, microwave, solvent-free, Pd-catalyzed.

Introduction

Naphthalene nucleus is commonly found in compounds of commercial importance. A number of pharmaceutical and agricultural agents have naphthalene framework. Some of the commonly known examples include LY326315 (a selective estrogen receptor modulator),¹ naproxen & nabumetone (non-steroidal anti-inflammatory drugs),^{2,3} naphazoline & pronethalol (cardiovascular agents),^{4,5} 1-naphthaleneacetic acid & 2-naphthoxyacetic acid (plant growth regulators),^{6,7} terbinafine & naftifine (antifungal agents)^{8,9} etc. In literature, 2-naphthol and 2-naphthol derivatives are also reported as bactericides¹⁰ and antioxidants.¹¹

Owing to the wide variety of practical application of naphthalene nucleus as building blocks, it is paramount to develop synthetic strategies around this nucleus to gain easy access to variety of naphthalene derivatives. Substitution at position 1 of the naphthalene ring, as seen in molecules like LY326315, naphazoline and terbinafine (Figure 1), is of particular interest to this group. We are using ambident nucleophile 2-naphthol in our studies.

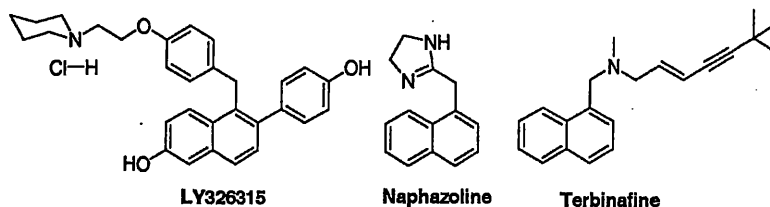


Fig 1: Molecular structures of representative 1-substituted naphthalene derivatives of pharmaceutical importance.

Various methods are known for substitution of 2-naphthol at position-1¹²⁻²⁷ including Zn-mediated thermal transfer of benzyl group from benzylaryl ether to 2-naphthol,¹² thermal rearrangement of 2-benzylloxynaphthalene,¹² nuclear arylmethylation of 2-naphthol alkali metal salts using corresponding halides,^{13,16,18,19} Clemmensen reduction of aryl 1-(2-hydroxynaphthyl)ketone,²⁴ and other, more cumbersome procedures.^{15,20-23} Many of these procedures have serious drawbacks, e.g. formation of side product(s), low yield, use of elevated temperature, long reaction time, etc.^{12,13,15,16,19,20,22,23}

Over the past few years microwave irradiation has become a common and efficient energy source in the chemical and pharmaceutical industry.²⁸ The exorbitant increase in number of publications dealing with this subject emphasizes on the promising potential of microwave accelerated syntheses that has not yet been discovered completely. Microwave accelerated reactions still reveal fascinating opportunities concerning reaction course, rate and yield. Microwave chemistry is particularly effective in dry media reaction. Microwaves generate rapid intense heating of polar substances resulting in significantly reduced reaction times, cleaner reactions and, in many cases, higher yields.

We herein report a novel, convenient and highly efficient method for the preparation of 1-arylmethyl-2-naphthols in good to excellent yields involving two steps. It involves formation of 2-naphthol Mannich bases (1-9) followed by catalytic deamination leading to 1-arylmethyl-2-naphthols (10-16). Both steps can be carried out under microwave irradiation conditions with a total reaction time of less than three minutes.

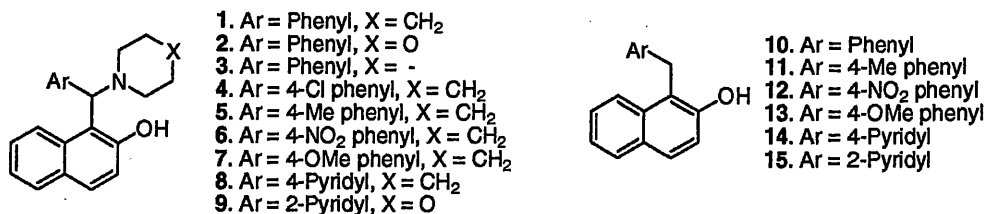


Fig 2: Molecular structures of 2-naphthol mannich base precursors (1-9) and 1-arylmethyl-2-naphthols (10-15).

Materials and Methods

2-Naphthol, cyclic secondary amines, aromatic aldehydes, *p*-toluenesulfonic acid, ammonium formate and 10% Pd/C. were obtained from Aldrich Chemical Co. ¹H NMR and ¹³C NMR were recorded on a Bruker AV300 spectrophotometer at 300 MHz and 75 MHz, respectively. ¹H NMR and ¹³C NMR for compounds 1-8 were recorded at 273K for better resolution of peaks. Melting points were recorded on a MEL-TEMP II apparatus and are uncorrected. EI-MS and HR-MS spectra were obtained on CEC 21-110B Sector instrument. UV-Vis and IR spectra were recorded on LKB Biochrom Ultraspec Plus 4054 and Nicolet Avatar 330FT-IR spectrophotometers respectively.

Domestic microwave oven manufactured by Kenmore was used for the microwave-assisted reactions at highest power (900 W) and 2450 MHz operating frequency.

Synthesis of 2-Naphthol Mannich Bases (1-9): 2-Naphthol Mannich bases were prepared by a recent modification²⁹ of a literature procedure³⁰ where catalytic amount of *p*-toluenesulfonic acid was used without solid support. Products were obtained in good to excellent yields. The reaction data is summarized in Table 1.

1-(Phenyl-piperidin-1-yl-methyl)-2-naphthol (1). ¹H and ¹³C NMR were identical to those reported in literature.³¹ IR, KBr Disc, ν : 3443, 3050, 2971, 1621, 1599, 1455, 1268, 1238 and 702 cm^{-1} . UV-Vis, MeOH, λ_{max} : 244, 280 and 336 nm. EI-MS (70 eV), m/z (% int.): 317 (M^+ , 11), 231 (100), 200 (2) and 84 (41). HR-MS calcd. for $\text{C}_{22}\text{H}_{23}\text{NO}$: 317.1780; found: 317.1785.

1-(Morpholin-4-yl-phenylmethyl)-2-naphthol (2). ¹H and ¹³C NMR were identical to those reported in literature.³¹ IR, KBr Disc, ν : 3443, 3058, 2971, 2842, 1619, 1598, 1454, 1384, 1236 and 1116 cm^{-1} . UV-Vis, MeOH, λ_{max} : 242, 291 and 325 nm. EI-MS (70 eV), m/z (% int.): 319 (M^+ , 7), 233 (4), 231 (100), 86 (1). HR-MS calcd. for $\text{C}_{21}\text{H}_{21}\text{NO}_2$: 319.1572; found: 319.1566.

1-(Phenyl-pyrrolidin-1-yl-methyl)-2-naphthol (3). ¹H NMR (300MHz, 293K, CDCl_3) δ : 1.86-1.91 (4H, m, 4 \times CH), 2.10-2.73 (3H, m, 3 \times NCH), 3.21-3.41 (1H, m, NCH), 5.15 (1H, s, Ar-CH-Ar'), 7.16-7.32 (5H, m, Ar'-H), 7.36-7.42 (1H, m, Ar-H), 7.61-7.74 (4H, m, Ar-H), 7.89-7.92 (1H, m, Ar-H) 13.90 (1H, bs, OH). ¹³CNMR (75 MHz, 273K, CDCl_3) δ : 23.80, 52.79, 55.25, 71.18, 116.94, 117.01, 120.36, 121.53, 122.87, 126.86, 128.34, 128.90, 129.16, 129.96, 130.02, 132.18, 141.49 and 155.82. IR, KBr Disc, ν : 3442, 3060, 2982, 1621, 1500, 1471, 1383, 1239 and 751 cm^{-1} . UV-Vis, MeOH, λ_{max} : 245, 280, 290 and 335 nm. EI-MS (70 eV) m/z (% int.): 303 (M^+ , 4), 233 (2), 232 (65), 231 (100), 70 (7). HR-MS calcd. for $\text{C}_{21}\text{H}_{21}\text{NO}$: 303.1623; found: 303.1626.

1-(4-Chlorophenyl)-piperidin-1-yl-methyl)-2-naphthol (4). ¹H NMR (300 MHz, 273 K, CDCl_3) δ : 1.27 (1H, bs, CH), 1.62-1.70 (5H, bs, 5 \times CH), 1.97 (1H, bs, NCH), 2.03 (1H, bs, NCH), 2.73 (1H, bs, NCH), 3.36 (1H, bs, NCH), 5.07 (1H, s, Ar-CH-Ar'), 7.19-7.41 (4H, m, Ar-H), 7.43-7.46 (1H, m, Ar-H), 7.54-7.68 (2H, m, Ar-H), 7.71-7.81 (3H, m, Ar-H) and 13.12 (1H, bs, OH). ¹³C NMR (75 MHz, 273 K, CDCl_3) δ : 24.35, 26.10, 26.30, 52.41, 55.14, 71.49, 117.13, 120.45, 121.20, 123.06, 127.08, 129.51, 129.77, 130.22, 130.94, 131.16, 132.50, 134.21, 138.33 and 156.12. IR, KBr Disc, ν : 3440, 3080, 2951, 1620, 1519, 1474, 1384, 1104, 742 and 515 cm^{-1} . UV-Vis, MeOH, λ_{max} : 242, 291 and 336 nm. EI-MS (70 eV) m/z (% int.): 353 ($\text{M}+2$, 0.7), 350 (M^+ , 2), 266 (2), 264 (2), 231 (6), 84 (100). HR-MS calcd. for $\text{C}_{22}\text{H}_{22}\text{ClNO}$: 351.1390; found: 351.1387.

1-(4-Methylphenyl)-piperidin-1-yl-methyl)-2-naphthol (5). ¹H NMR (300 MHz, 273 K, CDCl_3) δ : 1.41 (1H, bs, CH), 1.50-1.91 (5H, m, 5 \times CH), 2.27-2.46 (4H, m, Ar-CH₃, NCH), 2.92 (1H, bs, NCH), 3.23 (1H, bs, NCH), 3.53 (1H, bs, NCH), 5.23 (1H, s, Ar-CH-Ar'), 7.01-7.08 (1H, m, Ar-H), 7.22-7.28 (2H, m, Ar-H), 7.37-7.42 (3H, m, Ar-H), 7.49-7.52 (2H, m, Ar-H), 7.68-7.75 (1H, m, Ar-H), 7.81-7.84 (1H, m, Ar-H) and 13.32 (1H, bs, OH). ¹³CNMR (75 MHz, 273 K, CDCl_3) δ : 21.63, 24.03, 25.72, 26.00, 52.10, 55.20, 64.90, 109.00, 117.82, 120.33, 121.24, 123.06, 126.22, 127.10, 129.11, 129.47, 130.25, 130.87, 134.88 and 155.36. IR, KBr Disc, ν : 3439, 3060, 2963, 1621, 1595, 1384, 1359, 1261, 1231 and 821 cm^{-1} . UV-Vis, MeOH, λ_{max} : 244, 291 and 336 nm. EI-MS (70 eV), m/z (% int.): 331 (M^+ , 14), 247 (10) and 231 (100). HR-MS calcd. for $\text{C}_{23}\text{H}_{25}\text{NO}$: 331.1936; found: 331.1930.

1-(4-Nitrophenyl)-piperidin-1-yl-methyl)-2-naphthol (6). ¹H NMR (300 MHz, 273 K, CDCl_3) δ : 1.28 (1H, bs, CH), 1.58-1.73 (5H, m, 5 \times CH), 2.02 (1H, bs, -NCH), 2.15 (1H, bs, -NCH), 2.65 (1H, bs, -NCH), 3.37 (1H, bs, -NCH), 5.23 (1H, s, Ar-CH-Ar'), 7.18-7.31 (2H, m, Ar-H), 7.42 (1H, t, $J = 7.5$ Hz, Ar-H), 7.70-7.81 (5H, m, Ar-H), 8.13-8.16 (2H, m, Ar-H) and 13.78 (1H, bs, OH). ¹³C NMR (75 MHz, 273 K, CDCl_3) δ : 24.32, 26.10, 26.40, 52.78, 55.03, 71.45, 115.26, 120.48, 120.83, 123.22, 124.61, 127.26, 129.06, 129.61, 130.21, 130.62, 132.33, 147.61, 147.73 and 155.74. IR, KBr Disc, ν : 3439, 3080, 3060, 2926, 1621, 1514, 1441, 1414, 1346, 1265, 1231 and 830 cm^{-1} . UV-Vis, MeOH, λ_{max} : 244, 295 and 335 nm. EI-MS (70 eV), m/z (% int.): 362 (M^+ , 14), 279 (9), 260 (61), 231 (39), 230 (100), 85 (54), 58 (14). HR-MS calcd. for $\text{C}_{22}\text{H}_{22}\text{N}_2\text{O}_3$: 362.1630; found: 362.1634.

1-[(4-Methoxyphenyl)piperidin-1-yl-methyl]-2-naphthol (7). ¹H NMR (300MHz, 273K, CDCl_3) δ : 1.29-1.40 (1H, m, CH), 1.66-1.86 (5H, m, 5 \times CH), 1.92-2.41 (2H, m, 2 \times NCH), 2.74-2.91 (1H, m, NCH), 3.35-3.49 (1H, m, NCH), 3.73 (3H, s, OCH₃), 5.13 (1H, s, Ar-CH-Ar'), 6.78-6.81 (1H, m, Ar-H), 7.22-7.27 (2H, m, Ar-H), 7.39-7.43 (1H, m, Ar-H), 7.49-7.52 (2H, m, Ar-H), 7.67-7.74 (3H, m, Ar-H), 7.82-7.86 (1H, m, Ar-H), 13.71 (1H, bs, OH). ¹³CNMR (75 MHz, 273K, CDCl_3) δ : 22.83, 24.35, 26.07, 52.15, 55.02, 55.59, 71.56, 114.48, 116.33, 120.37, 121.39, 122.85, 126.87, 129.07, 129.34, 129.85, 130.68, 131.46, 132.63, 155.52, 159.63. IR, KBr Disc, ν : 3440, 3060, 2992, 1621, 1511, 1473, 1314, 1242, 1033 cm^{-1} . UV-Vis, MeOH, λ_{max} : 244, 291 and 335 nm. EI-MS (70 eV) m/z (% int.): 347(1), 261(100), 247(2), 84(19). HR-MS calcd. for $\text{C}_{23}\text{H}_{25}\text{NO}_2$: 347.1885; found: 347.1874.

1-(Piperidin-1-yl-pyridin-4-yl-methyl)-2-naphthol (8). ¹H NMR (300 MHz, 273 K, CDCl_3) δ : 1.61 (1H, bs, CH), 1.72-1.88 (5H, bs, 5 \times CH), 2.10 (1H, bs, -NCH), 2.71 (1H, bs, -NCH), 3.16 (1H, bs, -NCH), 3.35 (1H, bs, -NCH), 5.07 (1H, s, Ar-CH-Ar'), 7.15-7.82 (8H, m, Ar-H), 8.50-8.52 (2H, d, $J = 8$ Hz, Ar-H) and 13.75 (1H, bs, OH). ¹³C NMR (75 MHz, 273 K, CDCl_3) δ : 24.40, 26.42, 26.44, 52.71, 54.94, 71.26, 115.17, 120.41, 120.94, 123.15, 124.12, 127.17, 129.01, 129.55, 130.48, 132.39, 149.11, 150.67 and 155.87. IR, KBr Disc, ν : 3442, 3044, 2944, 1621, 1598, 1451, 1384, 1267, 1236 and 816 cm^{-1} . UV-Vis, MeOH, λ_{max} : 241 and 298 nm. EI-MS (70 eV) m/z (% int.): 318 (M^+ , 5), 235 (4), 233 (100), 232 (51). HR-MS calcd. for $\text{C}_{21}\text{H}_{22}\text{N}_2\text{O}$: 318.1732; found: 318.1727.

1-(Morpholin-1-yl-pyridin-2-yl-methyl)-2-naphthol (9). ¹H NMR (300 MHz, CDCl_3) δ : 2.31-2.44 (2H, m, 2 \times -NCH), 2.69-2.90 (2H, m, 2 \times -NCH), 3.73- 3.89 (4H, m, 4 \times -OCH), 5.45 (1H, s, Ar-CH-Ar'), 7.13-7.18 (2H, m, Ar-H), 7.25-7.31 (1H, m, Ar-H), 7.40-7.46 (1H, m, Ar-H), 7.55-7.74 (4H, m, Ar-H), 8.06-8.10 (1H, d, $J = 8.4$ Hz, Ar-H), 8.57-8.60 (1H, d, $J = 4.8$ Hz, Ar-H) and 12.98 (1H, bs, OH). ¹³C NMR (75 MHz, CDCl_3) δ : 52.96, 67.25, 73.94, 114.45, 120.16, 122.06, 123.22, 123.39, 123.79, 127.16, 129.16, 130.47, 133.02, 137.79, 149.42, 155.34 and 159.32. IR, KBr Disc, ν : 3439, 3040, 2934, 1621, 1592, 1451, 1384, 1262, 1236 and 819 cm^{-1} . UV-Vis, MeOH, λ_{max} : 242 and 296 nm.

Synthesis of 1-arylmethyl -2-naphthols (10-16)

Method A: A mixture of appropriate 2-naphthol Mannich base (0.7 mmol), ammonium formate (7 mmol), Pd/C (40 mg, cat.) in methanol (15 ml) was refluxed for 2 hours. The reaction mixture was filtered on a celite bed, the methanol was concentrated and the product was extracted with ethyl acetate and water. The dried (anhydrous Na_2SO_4) organic layer was rotary evaporated to yield solid product which was washed with ice-cold dichloromethane (3 ml). The product thus obtained was found to be pure on TLC examination.

Method B: A mixture of appropriate 2-naphthol Mannich base (0.7 mmol), ammonium formate (7 mmol) and 10% Pd/C (40 mg, cat.) was irradiated by microwave in methanol (10 ml) for 1 minute (2 × 30 sec); methanol evaporated completely. TLC was checked after dissolving the material in methanol (5 ml) which showed appreciable conversion (~70-80%). It was then filtered on a celite bed; the methanol was rotary evaporated and the product was extracted with ethyl acetate and water. The dried organic layer to vacuum concentrated to dryness and resulting solid product was washed with ice-cold dichloromethane (3 ml). It was found to be pure on TLC.

1-Benzyl-2-naphthol (10). ¹H NMR (300 MHz, CDCl₃) δ: 4.50 (2H, s, Ar-CH₂-Ar'), 7.05-7.24 (5H, m, Ar-H), 7.28-7.50 (2H, m, Ar-H), 7.74 (1H, d, J= 9 Hz, Ar-H), 7.84 (1H, d, J= 8.1 Hz, Ar-H), 7.94-7.97 (2H, m, Ar-H). ¹³C NMR (75 MHz, CDCl₃) δ: 31.11, 118.31, 118.58, 123.68, 123.78, 126.58, 127.13, 128.64, 128.97, 128.99, 129.02, 129.90, 134.09, 140.40 and 151.61. IR, KBr Disc, ν: 3423, 3060, 3027, 2938, 1630, 1602, 1474, 718 cm⁻¹. EI-MS (70 eV) m/z (% int.): 234 (M⁺, 100), 91 (5). HR-MS calcd. for C₁₇H₁₄O: 234.1045; found: 234.1044.

1-(4-Methylbenzyl)-2-naphthol (11). ¹H NMR (300 MHz, CDCl₃) δ: 2.32 (3H, s, Ar-CH₃), 4.45 (2H, s, Ar-CH₂-Ar'), 7.08-7.16 (4H, m, Ar-H), 7.34-7.48 (3H, m, Ar-H), 7.70-7.98 (3H, m, Ar-H). ¹³C NMR (75 MHz, CDCl₃) δ: 21.43, 30.70, 118.36, 118.75, 123.62, 123.76, 126.78, 126.93, 127.08, 128.50, 128.87, 128.96, 129.74, 129.87, 134.08 and 151.66. IR, KBr Disc, ν: 3435, 3026, 3017, 2972, 1615, 1600, 1468, 709 cm⁻¹. EI-MS (70 eV) m/z (% int.): 248 (M⁺, 100), 156 (4), 144 (5), 105 (5). HR-MS calcd. for C₁₈H₁₆O: 248.1201; found: 248.1195.

1-(4-Aminobenzyl)-2-naphthol (12). ¹H NMR (300 MHz, DMSO-d₆) δ: 3.58 (2H, bs, NH₂), 4.16 (2H, s, Ar-CH₂-Ar'), 6.40 (2H, m, Ar'-H), 6.87 (2H, m, Ar'-H), 7.21-7.39 (3H, m, Ar-H), 7.64-7.85 (3H, m, Ar-H), 9.63 (1H, bs, OH). ¹³C NMR (75 MHz, DMSO-d₆) δ: 29.89, 49.46, 114.70, 119.01, 119.73, 123.00, 124.09, 126.79, 128.24, 129.10, 129.19, 129.42, 134.18, 147.07 and 153.17. IR, KBr Disc, ν: 3420, 3359, 3298, 1631, 1613, 1512, 1384, 807, 745 cm⁻¹. EI-MS (70 eV) m/z (% int.): 249 (M⁺, 7), 144 (100), 115 (5), 93 (7). HR-MS calcd. for C₁₇H₁₅NO: 249.1154; found: 249.1148.

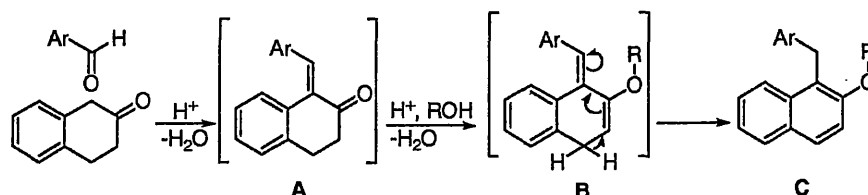
1-(4-Methoxybenzyl)-2-naphthol (13). ¹H NMR (300 MHz, DMSO-d₆) δ: 3.65 (3H, s, O-CH₃), 4.29 (2H, s, Ar-CH₂-Ar'), 6.77 (2H, d, J= 8.2 Hz, Ar'-H), 7.08-7.41 (5H, m, Ar-H), 7.65-7.87 (3H, m, Ar-H), 9.72 (1H, bs, OH). ¹³C NMR (75 MHz, DMSO-d₆) δ: 29.82, 55.76, 114.43, 118.99, 119.19, 123.08, 123.90, 126.96, 128.53, 128.95, 129.11, 129.15, 129.90, 134.08, 153.28 and 157.04. IR, KBr Disc, ν: 3367, 2926, 1630, 1607, 1584, 1510, 1384, 808, 745 cm⁻¹. EI-MS (70 eV) m/z (% int.): 264 (M⁺, 100), 108 (54). HR-MS calcd. for C₁₈H₁₆O₂: 264.1150; found: 264.1152.

1-((Pyridine-4-yl)methyl)-2-naphthol (14). ¹H NMR (300 MHz, DMSO-d₆) δ: 4.36 (2H, s, Ar-CH₂-Ar'), 7.18-7.39 (5H, m, Ar-H), 7.72-7.81 (3H, m, Ar-H), 8.37-8.38 (2H, m, Ar-H), 10.10 (1H, bs, OH). ¹³C NMR (75 MHz, DMSO-d₆) δ: 30.19, 117.02, 118.92, 123.28, 123.53, 124.56, 127.30, 129.06, 129.16, 129.29, 133.99, 150.17, 151.34 and 153.70. IR, KBr Disc, ν: 3448, 3051, 2967, 2937, 1607, 1576, 1438, 1332, 1277, 808, 519 cm⁻¹. EI-MS (70 eV) m/z (% int.): 235 (M⁺, 100), 157 (2). HR-MS calcd. for C₁₆H₁₃NO: 235.0997; found: 235.0993.

1-((Pyridine-2-yl)methyl)-2-naphthol (15). Prepared by methods A and B. ¹H NMR (300 MHz, DMSO-d₆) δ: 4.49 (2H, s, CH₂), 7.02-7.45 (5H, m, Ar-H), 7.53-8.00 (4H, m, Ar-H), 8.48 (1H, d, J= 8.2 Hz, Ar'-H), 9.98 (1H, bs, OH). ¹³C NMR (75 MHz, DMSO-d₆) δ: 34.14, 117.71, 119.17, 122.07, 123.16, 123.21, 123.97, 127.09, 128.23, 128.91, 129.10, 134.26, 137.55, 149.47, 153.59 and 161.88. IR, KBr Disc, ν: 3444, 3058, 2953, 2923, 1631, 1618, 1596, 1384, 750 cm⁻¹. EI-MS (70 eV) m/z (% int.): 235 (M⁺, 100), 218 (83), 217 (18), 157 (2). HR-MS calcd. for C₁₆H₁₃NO: 235.0997; found: 235.0992.

Results and Discussion

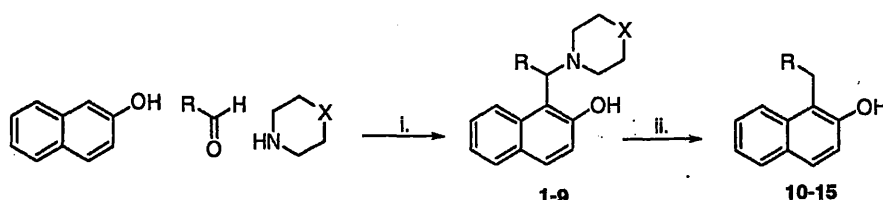
The interest of this laboratory lies in use of 2-naphthol and its dihydro derivative 2-tetralone as versatile building block for generation of molecular framework of medicinal importance.^{32,34} In our previous work,^{32,33} we devised an excellent procedure to prepare 1-arylmethyl-2-alkoxynaphthalenes (C) from 2-tetralone, aromatic aldehydes and alcohols under anhydrous acidic conditions (Scheme 1). It appeared quite logical that replacement of alcohol (ROH) with water (HOH) in this synthetic scheme should lead to formation of 1-arylmethyl-2-naphthol (C, R=H). But such an attempt failed to produce any result. 1-Arylmethyl-2-naphthols (C, R=H) can also be viewed as constitutional isomers of 1-arylidene-2-tetralones (A). Since 1-arylmethyl-2-naphthols (C, R=H) are aromatic, a conversion from A to C (R=H) should be rather facile; but after numerous attempts, including reaction via formation of easily cleavable silyl enol ethers (B, R=SiMe₃) and enol esters (B, R=COCF₃), we failed to achieve this.³²



Scheme 1: Synthesis of 1-arylmethyl-2-alkoxynaphthalene.

We then decided to utilize an alternate and novel procedure to make 1-arylmethyl-2-naphthols (C, R=H) starting from 2-naphthol (Scheme 2). This involved facile formation of 2-naphthol Mannich bases (1-9) followed by reductive cleavage of C-N bond furnishing desired compounds (10-15). We employed a modified literature procedure³⁰ which involved use of microwave to prepare a Mannich bases of 2-naphthol expeditiously. Instead of acidic alumina used in the literature procedure,³⁰ we utilized catalytic quantities of *p*-toluenesulfonic acid under solvent-free conditions.²⁹ We achieved moderate to excellent yields (Table-1) of 2-naphthol Mannich bases (1-9) and were able to reduce the reaction time from 5 minutes to 1 minute. The use of Pd catalyzed hydrogenolysis is widely used procedure for reductive deamination of benzylic amines.³⁵ The Mannich bases were subjected to Pd/C catalyzed reductive deamination in methanol utilizing ammonium formate as source of hydrogen gas under conventional heating conditions. It took between 1-2 hours for the reaction to go to completion as witnessed by TLC. The isolated yield and the purity of the products (10-15) were excellent. Chloro- and nitro- substituents on compounds 4 and 6 were also reduced during hydrogenation as expected yielding compounds 10 and 12, respectively.

This type of reductive deamination is known under microwave conditions as well.³⁵ So we carried out a few representative reactions under microwave irradiation and the reaction indeed worked as efficiently in 1 minute. The results are appended in Table 1 as footnotes.



Scheme 2: Synthetic route followed for the preparation of 2-naphthol Mannich bases (1-9) and 1-arylmethyl-2-naphthols (10-15).

Formation of these products was easily confirmed by disappearance of aliphatic protons of N-heterocycle in NMR and shifting of -OH signal from δ 12-14 range for 2-naphthol Mannich bases (1-9) to \sim δ 9 for 1-arylmethyl-2-naphthols (10-15), where DMSO- d_6 was used as solvent; this peak did not appear in case of $CDCl_3$ as solvent. The shifting of OH signal indicated that there was H-bonding between -OH and heterocyclic N in Mannich bases which disappeared after hydrogenation. Also, the benzylic proton in 1-arylmethylnaphthols (10-15) integrated for 2 protons as opposed to 1 proton in case of 2-naphthol Mannich bases (1-9).

Table 1: Reaction data for the preparation of 2-naphthol Mannich bases (1-9) and 1-arylmethyl-2-naphthols (10-15).

| 2-Naphthol Mannich bases | | | | 1-Arylmethyl-2-naphthols | | | |
|--------------------------|--------------|---------|---------------------------------|--------------------------|------------------|---------|---------------------------------|
| Compd. | Time in min. | % yield | Mp (lit. mp) in $^{\circ}C$ | Compd. | time in min. | % yield | mp (lit. mp) in $^{\circ}C$ |
| 1 | 1 | 79.7 | 192-194 (198-199) ³¹ | 10 | 120 | 82.0 | 109-111 (111-112) ²⁷ |
| 2 | 1 | 85.8 | 177-179 (181-183) ³¹ | 10 ^a | 60 | 92.9 | 110-111 (111-112) ²⁷ |
| 3 | 1 | 77.0 | 172-174 | 10 | 120 | 72.8 | 109-110 (111-112) ²⁷ |
| 4 | 1 | 72.0 | 165-166 | 10 | 120 | 59.3 | 107-108 (111-112) ²⁷ |
| 5 | 1 | 82.7 | 144-146 | 11 | 120 | 64.1 | - |
| 6 | 1 | 83.3 | 186-188 | 12 | 90 | 58.6 | 176-182 |
| 7 | 1 | 62.0 | 137-140 | 13 ^a | 120 | 54.2 | 129-130 (130-131) ²⁶ |
| 8 | 1 | 82.4 | 185-187 | 14 | 120 | 84.0 | 213-216 |
| 9 | 1 | 61.1 | 168-170 | 15 ^a | 120 ^a | 84.0 | 97-99 |

^aAlso carried out by microwave irradiation (cf. Materials and Methods; Method B). Data obtained is as under (Compound, reaction time in minute, % yield): 10, 1, 71; 13, 1, 77; 15, 1, 65.

Conclusion

In conclusion, we have devised an elegant procedure for the synthesis of 1-arylmethyl-2-naphthols starting from 2-naphthol, an economical and readily available starting material, involving two extremely efficient microwave-assisted reactions. This constitutes as novel procedure where secondary amines were used to aid the selective insertion of arylmethyl group at position 1 of 2-naphthol. Chemical modification of 1-arylmethyl-2-naphthol framework is in progress to produce compounds of medicinal interest.

Acknowledgements

We are thankful to Natural Sciences and Engineering Research Council (NSERC), Human Resources and Skills Development Canada's Summer Career Placement Program and Research Corporation (USA) for financial support.

References

- Schapiro M., Abagyan R., and Totrov M., Nuclear hormone receptor targeted virtual screening, *J. Med. Chem.*, **46**, 3045, (2003).
- Harrison I.T., Lewis B., Nelson P., Rooks W., Rószkowski A., Tomolonis A. and Fried J.H., Nonsteroidal antiinflammatory agents. I. 6-Substituted 2-naphthylacetic acids, *J. Med. Chem.*, **13**, 203, (1970).
- Goudie A.C., Gaster L.M., Lake A.W., Rose C.J., Freeman P.C., Hughes B.O. and Miller D., 4-(6-Methoxy-2-naphthyl)butan-2-one and related analogs, a novel structural class of antiinflammatory compounds, *J. Med. Chem.*, **21**, 1260, (1978).
- Hurwitz P., and Thompson J.M., Uses of naphazoline in ophthalmology, *Arch. Ophthalmol.*, **43**, 712, (1950).
- Black J.W., Duncan W.A. and Shanks R.G., Comparison of some properties of pronethalol and propranolol., *Br. J. Pharmacol.*, **120** (4 Suppl.), 285, (1997).

6. Gardner F.E., Marth P.C. and Batjer L.P., Spraying with plant growth substances to prevent apple fruit dropping, *Science*, **90**, 208, (1939).
7. Archer T.E. and Stokes J.D., Residue analysis of 2-naphthoxyacetic acid and 2-naphthol on field-sprayed tomatoes by high-pressure liquid chromatography, *J. Agric. Food. Chem.*, **28**, 877, (1980).
8. Petranji G., Ryder N.S. and Stutz A., Allylamine derivatives: new class of synthetic antifungal agents inhibiting fungal squalene epoxidase, *Science*, **224**, 1239, (1984).
9. Kyle A.A. and Dahl M.V., Topical therapy for fungal infections, *Am. J. Clin. Dermatol.*, **5**, 443, (2004).
10. Duperray B., Chastrette M., Makabeh M.C. and Pacheco H., Analysis of bactericide activity for aliphatic-alcohols and beta-naphthols populations using Hansch and Daro-Pelco methods - lengthening chain effect., *Eur. J. Med. Chem.*, **11**, 433, (1976).
11. Hardman A.F., Treatment of rubber and product thereof, US Patent, US2375168, (1945).
12. Behaghel O. and Freieneshner H., Rearrangement of phenol benzyl ethers at high temperatures, *Chem. Ber.*, **67**, 1368, (1934).
13. Gomberg M. and Buchler C.C., The preparation benzyl esters and other benzyl-derivatives from benzyl chloride, *J. Am. Chem. Soc.*, **42**, 2059, (1920).
14. Setkina V.N. and Kursanov D.N., Exchange and cleavage reactions of quaternary ammonium salts. VIII. Reaction with alcohols and phenols of substituted ammonium salts with a benzyl radical, *Izv. Akad. Nauk. SSSR, Ser. Khim.*, **81**, (1951).
15. Cornforth J.W., Cornforth R.H. and Robinson R., Nuclear methylation of phenols by means of methanolic sodium methoxide, *J. Chem. Soc.*, **682**, (1942).
16. Curtin D.Y., Tuttes R.C. and Dybvig D.H., Nuclear alkylation of salts of naphthols and anthranols, *J. Org. Chem.*, **25**, 155, (1960).
17. Badri M., Brunet J.J. and Perron R., Ionic liquids as solvents for the regioselective O-alkylation of C/O ambident nucleophiles, *Tetrahedron Lett.*, **4435**, (1992).
18. Bram G., Loupy A., SanSoulet J. and Vaziri-Zand F., Highly selective benzylations of β -naphthoxide anion in heterogeneous media, *Tetrahedron Lett.*, **25**, 5035, (1984).
19. Bram G., Geraghty M., Nee G. and Seyben-Penne J., Regioselectivity of the alkylation of ambident anionic species on alumina or in the presence of 'solid hexamethylphosphoric triamide', *J. Chem. Soc. Chem. Commun.*, **7**, 325, (1980).
20. Smith J.G., Welankinwar S.S., Shandz B.S., Lai E.H. and Chu N.G., Synthetic routes to derivatives of polycyclic aromatic hydrocarbons using isobenzofurans as transient reactive intermediates, *J. Org. Chem.*, **45**, 1817, (1980).
21. Katritzky A.R., Lan X. and Lam J.N., O-(α -Benzotriazolylalkyl)phenols: versatile intermediates for the synthesis of substituted phenols, *Chem. Ber.*, **124**, 1809, (1991).
22. Abdel-Wahab A.-M.A. and Abdel-Rahman A.E., Molecular rearrangements in alkyl aryl sulfides. Part II. Pyrolysis of benzyl phenyl sulfide, *Indian J. Chem.*, **20**, 636, (1981).
23. Kito T., Yoshinaga K., Ohkami S., Ikeda K. and Yamaye M., Precursors in the alkylation of 2-naphthol with benzyl alcohol in the presence of a base, *J. Org. Chem.*, **50**, 4628, (1985).
24. Desai W., Naphthalene series. XIV. Preparation and properties of 2,4-distearoyl-, 2,4-dipalmitoyl-, and 2,4-dilauroyl-1-naphthols, *Proc. Indian Acad. Sci. Sect. A.*, **24**, 382, (1947).
25. Buu-Hoi P.H. and Demerseman P., Zinc chloride-catalyzed benzylations of phenols and naphthols, *J. Org. Chem.*, **20**, 1129-1134, (1955).
26. Sagorewskii V.A., The influence of the character of the reagent on the direction of reactions of O- and C- substitution in metallic derivatives of keto-enol systems, *Zh. Obshch. Khim.*, **28**, 488, (1958).
27. Elkobaisi F.M. and Higginbottom W.J., The course of the thermal rearrangement of benzyl phenyl ether, *J. Chem. Soc.*, 1286, (1960).
28. Kuhnert N., Microwave-assisted reactions in organic synthesis - Are there any nonthermal microwave effects?, *Angew. Chem. Int. Ed.*, **41**, 1863, (2002).
29. Dietrich L., Thesis, *Microwave assisted synthetic studies on 2-naphthol*, Acadia University (2005).
30. Sharifi A., Mirzaei M., and Naimi-Jamal M.R., Solvent-free aminoalkylation of phenols and indoles assisted by microwave irradiation, *Monatsh. Chem.*, **132**, 875, (2001).
31. Katritzky A.R., Abdel-Fattah A.A.A., Tymoshenko D.O., Belyakov S.A., Ghiviriga I. and Steel P.J., Amino(hetero)arylmethylation of phenols with n-[amino(hetero)-arylmethyl]benzotriazoles, *J. Org. Chem.*, **64**, 6071, (1999).
32. Jha A., Padmanilayam M.P. and Dimmock J.R., Conversion of substituted 1-arylidene-2-tetralones to 1-arylmethyl-2-alkoxynaphthalenes: An example of facile aromatization, *Synthesis*, 463-465, (2002).
33. Jha A. and Dimmock J.R., Convenient, tandem and one-reaction vessel synthesis of mixed 1-alkyl-2-alkoxynaphthalenes from 2-tetralone, *Can. J. Chem.*, **81**, 293, (2003).
34. Jha A. and Beal J., Convenient one step synthesis of benzo[a,j]xanthenes from 2-tetralones, *Tetrahedron Lett.*, **45**, 8999, (2004).
35. Bose A.K., Manhas M.S., Ghosh M., Shah M., Raju V.S., Bari S.S., Newaz S.N., Banik B.K., Chaudhary A.G., and Barakat K.J., Microwave-induced organic reaction enhancement chemistry. 2. Simplified techniques, *J. Org. Chem.*, **56**, 6968, (1991).

* * *